



BSI Standards Publication

Plastics pipes and fittings — Crushing decohesion test for polyethylene (PE) electrofusion assemblies

National foreword

This British Standard is the UK implementation of ISO 13955:1997+A1:2020.

The start and finish of text introduced or altered by amendment is indicated in the text by tags. Tags indicating changes to ISO text carry the number of the ISO amendment. For example, text altered by ISO amendment 1 is indicated by $\boxed{A1}$ $\langle A1 \rangle$.

The UK participation in its preparation was entrusted to Technical Committee PRI/88/4, Test Methods - Plastic Piping.

A list of organizations represented on this committee can be obtained on request to its secretary.

This publication does not purport to include all the necessary provisions of a contract. Users are responsible for its correct application.

© The British Standards Institution 2020

Published by BSI Standards Limited 2020

ISBN 978 0 539 06927 3

ICS 23.040.60

Compliance with a British Standard cannot confer immunity from legal obligations.

This British Standard was published under the authority of the Standards Policy and Strategy Committee on 31 May 2020.

Amendments/corrigenda issued since publication

Date	Text affected
------	---------------

INTERNATIONAL **ISO 13955** STANDARD

First edition
1997-12-25

Plastics pipes and fittings — Crushing decohesion test for polyethylene (PE) electrofusion assemblies

*Tubes et raccords en matières plastiques — Essai de décohésion par
écrasement des assemblages électrosoudables en polyéthylène (PE)*



Reference number
ISO 13955:1997(E)

© ISO 1997



COPYRIGHT PROTECTED DOCUMENT

© ISO 1997, Published in Switzerland

All rights reserved. Unless otherwise specified, no part of this publication may be reproduced or utilized otherwise in any form or by any means, electronic or mechanical, including photocopying, or posting on the internet or an intranet, without prior written permission. Permission can be requested from either ISO at the address below or ISO's member body in the country of the requester.

ISO copyright office
Ch. de Blandonnet 8 • CP 401
CH-1214 Vernier, Geneva, Switzerland
Tel. +41 22 749 01 11
Fax +41 22 749 09 47
copyright@iso.org
www.iso.org

Contents		Page
Foreword		iv
1 Scope		1
2 Normative reference		1
3 Principle		1
4 Apparatus		1
5 Test pieces		1
5.1 Sampling.....		1
5.2 Preparation.....		2
5.2.1 General.....		2
5.2.2 Electrofusion sockets.....		2
5.2.3 Electrofusion saddles.....		2
5.3 Number of test pieces.....		2
6 Conditioning		3
7 Procedure		3
7.1 General.....		3
7.2 Electrofusion sockets.....		3
7.3 Electrofusion saddles.....		4
8 Interpretation of results		6
9 Test report		6

Foreword

ISO (the International Organization for Standardization) is a worldwide federation of national standards bodies (ISO member bodies). The work of preparing International Standards is normally carried out through ISO technical committees. Each member body interested in a subject for which a technical committee has been established has the right to be represented on that committee. International organizations, governmental and nongovernmental, in liaison with ISO, also take part in the work. ISO collaborates closely with the International Electrotechnical Commission (IEC) on all matters of electrotechnical standardization.

Draft International Standards adopted by the technical committees are circulated to the member bodies for voting. Publication as an International Standard requires approval by at least 75 % of the member bodies casting a vote.

International Standard ISO 13955 was prepared by Technical Committee ISO/TC 138, *Plastics pipes, fittings and valves for the transport of fluids*, Subcommittee SC 5, *General properties of pipes, fittings and valves of plastic materials and their accessories — Test methods and basic specifications*.

Plastics pipes and fittings — Crushing decohesion test for polyethylene (PE) electrofusion assemblies

1 Scope

This International Standard describes a crushing test method for determining the decohesive resistance of polyethylene (PE) pipe and electrofusion socket or saddle assemblies for use in the distribution of fluids. The method is applicable to assemblies with pipes of nominal outside diameter between 16 mm and 225 mm.

2 Normative reference

[A1] The following documents are referred to in the text in such a way that some or all of their content constitutes requirements of this document. For dated references, only the edition cited applies. For undated references, the latest edition of the referenced document (including any amendments) applies.

ISO 11413, *Plastics pipes and fittings — Preparation of test piece assemblies between a polyethylene (PE) pipe and an electrofusion fitting.* **[A1]**

3 Principle

The purpose of the test is to assess the cohesion of a PE pipe/electrofusion socket or saddle assembly by crushing a test piece. The test is conducted at $23\text{ °C} \pm 2\text{ °C}$.

The decohesive strength of the assembly is characterized by the nature of the failure in the plane of the fused material and by the percentage decohesion. The appearance and location of the failure is taken into account in assessing the strength of the assembly.

4 Apparatus

The apparatus shall include the following main elements:

4.1 Compression-testing machine, capable of a constant compression speed of $100\text{ mm/min} \pm 10\%$.

4.2 Lever, e.g. a screwdriver.

4.3 Stops, to limit the minimum separation of the platens of the compression-testing machine to twice the thickness of the pipe wall.

5 Test pieces

5.1 Sampling

Test pieces (see [5.2](#) and [5.3](#)) shall be prepared from pipes and/or fittings obtained by sampling as specified in the product standard.

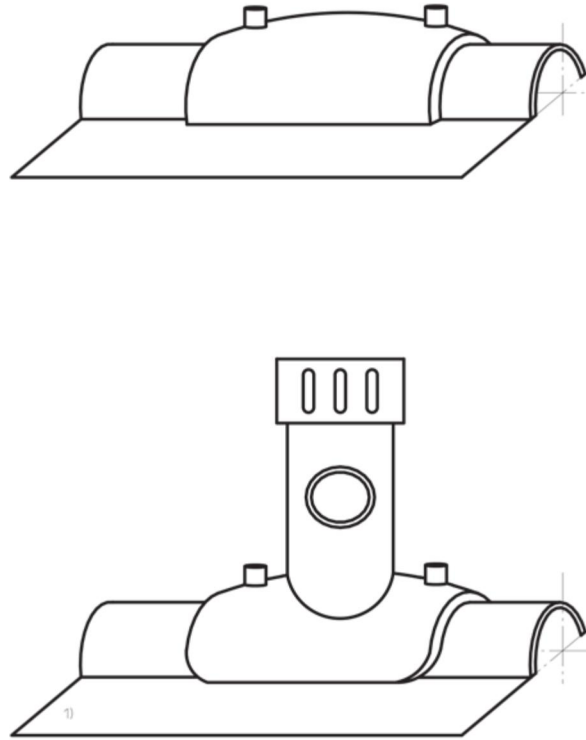


Figure 2 — Test piece incorporating an electrofusion saddle

6 Conditioning

Carry out the procedure given in [clause 7](#) at least 12 h after the fusion operation.

Between the fusion and cutting operations, condition the assembly for at least 6 h at $23\text{ °C} \pm 2\text{ °C}$.

After the test pieces have been cut from the assembly, leave them at the test temperature for at least 6 h.

7 Procedure

7.1 General

Carry out the following procedure at $23\text{ °C} \pm 2\text{ °C}$, in accordance with [7.2](#) in the case of test pieces incorporating an electrofusion socket or in accordance with [7.3](#) in the case of test pieces incorporating an electrofusion saddle.

7.2 Electrofusion sockets

7.2.1 Measure and record the overall distance y from the first to the last winding in the electrofusion socket as shown in [figure 3](#).

7.2.2 Apply a compressive force, next to the electrofusion socket, to each test piece, using a compression speed of $100\text{ mm/min} \pm 10\%$, until the inside walls of the pipe touch each other. The distance between the limiting stops shall be equal to twice the pipe wall thickness.

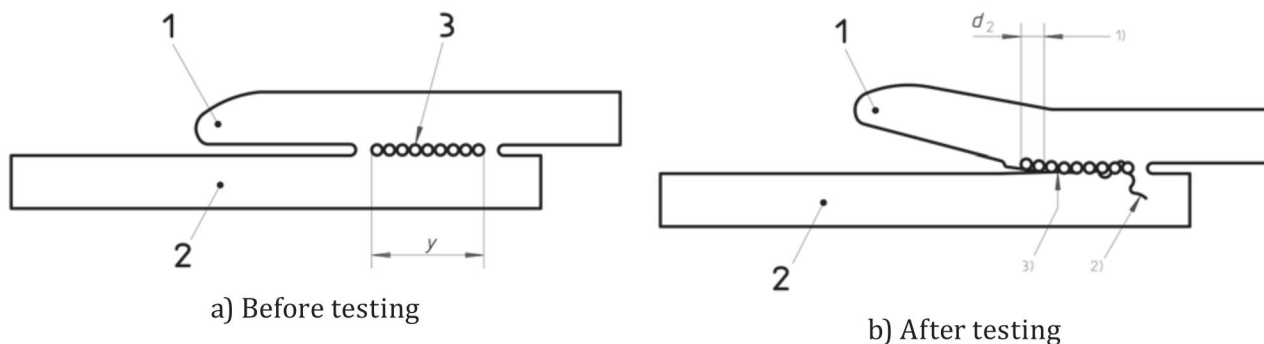
7.2.3 Utilizing a lever, carefully separate the electrofusion socket from the pipe, using only small movements of the lever and without subjecting the test piece to any impacts.

Inspect the test piece and record the type of failure (e.g. in the pipe or the fitting, between the windings or at the interface).

7.2.4 Measure the total brittle-failure length d_2 in the fusion plane, at the outer edge of the fitting parallel to the pipe axis, as shown in [figure 3](#).

7.2.5 For each test piece, calculate the percentage brittle-failure decohesion C_c from the brittle-failure length d_2 and the distance between the first and last windings y , using the following equation:

$$C_c = \frac{d_2}{y} \times 100$$



Key

- 1 Socket
- 2 Pipe
- 3 Coil windings

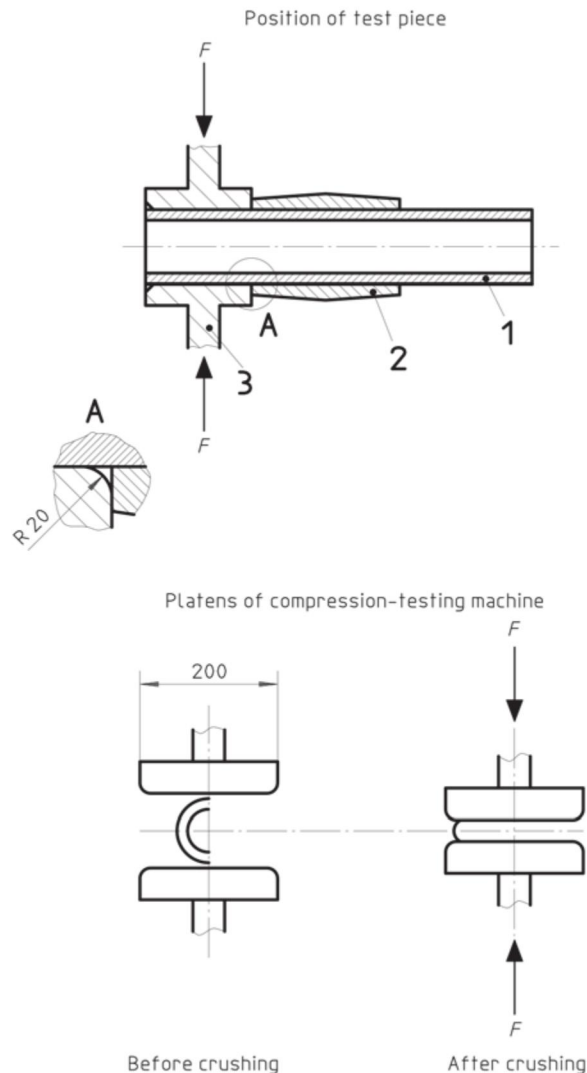
Figure 3 — Assessment of decohesion of a test piece incorporating an electrofusion socket

7.3 Electrofusion saddles

7.3.1 Determine the area of the fusion plane S_T (see manufacturer's data sheet).

7.3.2 Position the test piece such that the compressive force is applied in a plane parallel to the plane through which the pipe was cut (see [figure 4](#)) and such that the platens of the compression-testing machine are next to the saddle. Apply an increasing compressive force to the test specimen in such a way that the platens approach each other at a speed of 100 mm/min $\pm 10\%$. Continue to compress the test

piece until the distance between the platens has decreased to twice the thickness of the pipe wall. Record the compressive force just before the pipe walls make contact.



Key

- 1 Pipe
- 2 Fitting
- 3 Platen

Figure 4 — Mounting of the test piece between the platens of the compression-testing machine

7.3.3 Utilizing a lever, carefully separate the electrofusion socket from the pipe, using only small movements of the lever and without subjecting the test piece to any impacts.

Inspect the test piece and record the type of failure (e.g. in the pipe or the fitting, between the windings or at the interface).

7.3.4 Measure the total brittle-failure area S_F in the fusion plane.

7.3.5 Calculate the percentage brittle-failure decohesion C_c from the brittle-failure area S_F and the area of the fusion plane S_T , using the following equation:

$$C_c = \frac{S_F}{S_T} \times 100$$

8 Interpretation of results

If the percentage brittle-failure decohesion is higher than the value stated in the relevant product standard, the assembly is considered to have failed the test.

9 Test report

The test report shall include the following information:

- a) a reference to this International standard;
- b) full identification of the sample tested;
- c) the material of each of the components of the assembly tested;
- d) the nominal size of the fitting;
- e) the dimensions of the pipe before assembly (mean diameter, ovality, wall thickness and length);
- f) the dimensions of the test pieces, including the free length of pipe projecting from the socket;
- g) the fusion conditions used when preparing the assemblies;
- h) the test temperature and the accuracy to which it was measured;
- i) the number of test pieces tested;
- j) the length of time between fusion and cutting the test pieces from the assembly and the length of the conditioning period;
- k) in the case of electrofusion saddles: the compressive force at the moment when the distance between the platens was twice the pipe wall thickness;
- l) the percentage brittle-failure decohesion;
- m) in the case of failure, the type of failure (failure at the interface, tearing between windings failure of the pipe or failure of the socket);
- n) any special observations made during or after the test;
- o) the date of the test;
- p) the laboratory which carried out the test.

British Standards Institution (BSI)

BSI is the national body responsible for preparing British Standards and other standards-related publications, information and services.

BSI is incorporated by Royal Charter. British Standards and other standardization products are published by BSI Standards Limited.

About us

We bring together business, industry, government, consumers, innovators and others to shape their combined experience and expertise into standards-based solutions.

The knowledge embodied in our standards has been carefully assembled in a dependable format and refined through our open consultation process. Organizations of all sizes and across all sectors choose standards to help them achieve their goals.

Information on standards

We can provide you with the knowledge that your organization needs to succeed. Find out more about British Standards by visiting our website at bsigroup.com/standards or contacting our Customer Services team or Knowledge Centre.

Buying standards

You can buy and download PDF versions of BSI publications, including British and adopted European and international standards, through our website at bsigroup.com/shop, where hard copies can also be purchased.

If you need international and foreign standards from other Standards Development Organizations, hard copies can be ordered from our Customer Services team.

Copyright in BSI publications

All the content in BSI publications, including British Standards, is the property of and copyrighted by BSI or some person or entity that owns copyright in the information used (such as the international standardization bodies) and has formally licensed such information to BSI for commercial publication and use.

Save for the provisions below, you may not transfer, share or disseminate any portion of the standard to any other person. You may not adapt, distribute, commercially exploit or publicly display the standard or any portion thereof in any manner whatsoever without BSI's prior written consent.

Storing and using standards

Standards purchased in soft copy format:

- A British Standard purchased in soft copy format is licensed to a sole named user for personal or internal company use only.
- The standard may be stored on more than one device provided that it is accessible by the sole named user only and that only one copy is accessed at any one time.
- A single paper copy may be printed for personal or internal company use only.

Standards purchased in hard copy format:

- A British Standard purchased in hard copy format is for personal or internal company use only.
- It may not be further reproduced – in any format – to create an additional copy. This includes scanning of the document.

If you need more than one copy of the document, or if you wish to share the document on an internal network, you can save money by choosing a subscription product (see 'Subscriptions').

Reproducing extracts

For permission to reproduce content from BSI publications contact the BSI Copyright and Licensing team.

Subscriptions

Our range of subscription services are designed to make using standards easier for you. For further information on our subscription products go to bsigroup.com/subscriptions.

With **British Standards Online (BSOL)** you'll have instant access to over 55,000 British and adopted European and international standards from your desktop. It's available 24/7 and is refreshed daily so you'll always be up to date.

You can keep in touch with standards developments and receive substantial discounts on the purchase price of standards, both in single copy and subscription format, by becoming a **BSI Subscribing Member**.

PLUS is an updating service exclusive to BSI Subscribing Members. You will automatically receive the latest hard copy of your standards when they're revised or replaced.

To find out more about becoming a BSI Subscribing Member and the benefits of membership, please visit bsigroup.com/shop.

With a **Multi-User Network Licence (MUNL)** you are able to host standards publications on your intranet. Licences can cover as few or as many users as you wish. With updates supplied as soon as they're available, you can be sure your documentation is current. For further information, email cservices@bsigroup.com.

Revisions

Our British Standards and other publications are updated by amendment or revision.

We continually improve the quality of our products and services to benefit your business. If you find an inaccuracy or ambiguity within a British Standard or other BSI publication please inform the Knowledge Centre.

Useful Contacts

Customer Services

Tel: +44 345 086 9001

Email: cservices@bsigroup.com

Subscriptions

Tel: +44 345 086 9001

Email: subscriptions@bsigroup.com

Knowledge Centre

Tel: +44 20 8996 7004

Email: knowledgecentre@bsigroup.com

Copyright & Licensing

Tel: +44 20 8996 7070

Email: copyright@bsigroup.com

BSI Group Headquarters

389 Chiswick High Road London W4 4AL UK